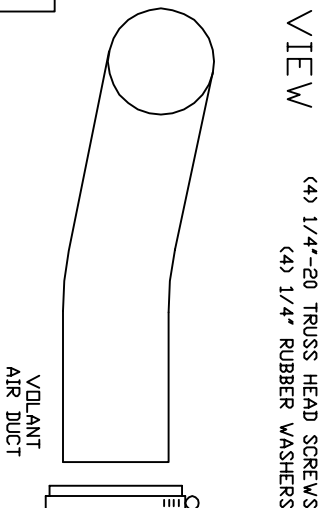

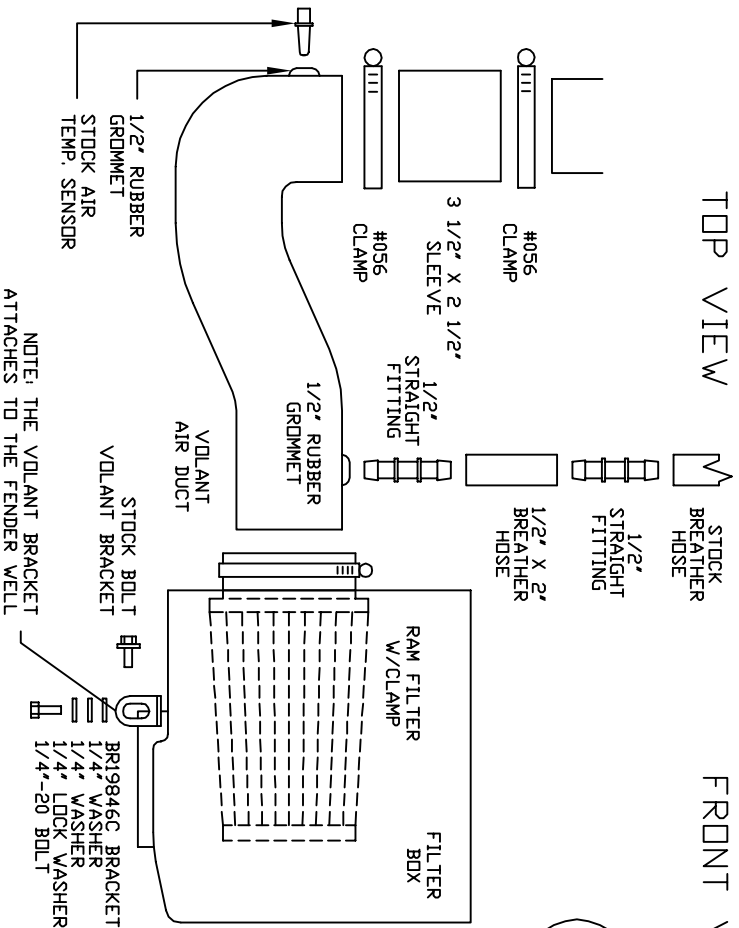


VOLANT AIR INTAKE SYSTEMS
 PART NO.: 16857152
 INSTALLATION INSTRUCTIONS
 WWW.VOLANTPERFORMANCE.COM
 TECH SUPPORT: (909) 476-7225

16857152 PARTS LIST				
1	VOLANT FILTER BOX	1	3 1/2" X 2 1/2" SLEEVE	
1	VOLANT FILTER BOX LID	1	3" X 2" SLEEVE	BR19846C BRACKET (SHORT)
1	VOLANT AIR DUCT	2	1/4"-20 BOLTS	BR26852 BRACKET (LONG)
1	VOLANT RAM AIR SCOOP	3	1/4" WASHERS	1/2" RUBBER GROMMET
1	RAM FILTER W/CLAMP	2	1/4" LOCK WASHERS	1/2" STRAIGHT FITTING
2	#048 CLAMPS	4	1/4"-20 TRUSS HEAD SCREWS	1/2" X 2" BREATHER HOSE
2	#056 CLAMPS	4	1/4" RUBBER WASHERS	



- NOTE:
1. ATTACH THE 3" X 2" SLEEVE TO THE FILTER BOX WITH A #048 CLAMP. DO NOT TIGHTEN.
 2. BEFORE ATTACHING THE ACCESSORY RAM AIR SCOOP, REMOVE THE PLASTIC INSERT FROM THE AIR VENT LOCATED NEXT TO THE LOWER LIGHT HOUSING ON THE DRIVER'S SIDE.
 3. ATTACH THE BR26852 BRACKET TO THE RAM AIR SCOOP WITH THE HARDWARE PROVIDED.
 4. ATTACH THE RAM AIR SCOOP TO THE 3" X 2" SLEEVE WITH A #048 CLAMP. DO NOT TIGHTEN. ATTACH THE OTHER END OF THE BRACKET TO THE EXISTING HOLE WHERE THE STOCK SYSTEM WAS FASTENED WITH A STOCK BOLT.
 5. ADJUST ALL PARTS AND HARDWARE THEN TIGHTEN BOLTS & CLAMPS.

